

1. MOBILE CLIENT

CHECK YOUR CARGO ON YOUR SMART PHONE → m.cweb.lu

The mobile client is a web application for a smart phone.

Your truck driver can easily check the status of a specific unit on his mobile phone. No more waiting time, no wasted kilometers.

There are two checks:

1. Quick check if the unit can be delivered to the Terminal (Port of Exit)

Enter the Unit Number and directly press the Search button (without pin code).



Unit Number:

3503112

PIN Code:

Pincode only required for import

Search

Reset

Result:



Entry on terminal is allowed

New search



Entry on terminal is allowed
from 02-10-2019 10:00

New search




Entry on terminal is NOT allowed

New search

2. Check the detailed status of a unit & check if pick up is allowed (Port of Entry)

Enter the Unit Number & PIN Code

Press the Search button



Unit Number:

PIN Code:

Pincode only required for import



The status, move history and holds are shown on your mobile phone.

(If the unit has not arrived yet, the estimated arrival date and time of the unit will be shown)



Pickup from terminal is allowed

Your Ref 170393
Unit Nbr XXX800800/8
Sailing from Killingholme (KGH)
to Zeebrugge (ZEE)

23/05 16:16	Checked in	@ KGH
23/05 16:26	On mafi	@ KGH
23/05 16:54	On board	@ KGH
23/05 20:00	Sailed	@ KGH
24/05 10:19	Vessel Arrived	@ ZEE
24/05 11:07	Discharged	@ ZEE

OR



Pickup from terminal is NOT allowed

Your Ref
Unit Nbr XXX900900/9
Sailing from Purfleet (PUR)
to Zeebrugge (ZEE)

24/02 07:01	Checked in	@ PUR
24/02 07:15	On mafi	@ PUR
24/02 09:27	On board	@ PUR
24/02 15:00	Sailed	@ PUR
25/02 06:00	Vessel Arrived	@ ZEE
25/02 07:24	Discharged	@ ZEE




Unit is on hold!
24-01-2019 14:51: Terminal Hold (CUSTOMS)

HANDY

Add a button to your home screen that looks just like an app icon and will launch that webpage directly.



HOW?

- For iPhone:
 1. Open Safari
 2. Navigate to m.cweb.lu
 3. Tap the Share button at the bottom of the page 
 4. On the bottom row of icons, scroll over until you see “Add to Home Screen” and tap this.
 5. On the next screen, choose a name for the link on your home screen. You will see the link so you can confirm it, as well as the site’s favicon that becomes its “app” icon.
 6. Now just tap the new app on your home screen
- For Android:
 1. Open Chrome
 2. Navigate to m.cweb.lu
 3. Then touch the overflow button 
 4. Select “Add to Home Screen” and press ADD
 5. Now just tap the new app on your home screen
- For Windows Phone:
 1. Open Internet Explorer
 2. Navigate to m.cweb.lu
 3. Then touch the overflow button 
 4. Select “Pin to start”